


Series SUPREME CONTINENTAL



CE RoHS

INVERTER



FUNCTION

HEALTH



Mode SLEEP

Technology CH 7-SKY

ECO-FRESH

CH UV Cleaner

Self-clean

COMFORT MANAGEMENT



Locking the remote control

Timer

LED display

Turbo mode

Multi speed fan

Mode SWING

Dehumidification mode

Wi-Fi

I FEEL

INTELLIGENT CONTROL



Anti Freeze protection

Auto restart

Self diagnostics

Display backlight

Wired controller connection

TECHNOLOGICAL



R32 Refrigerant

Silent mode

Auto protection


Function 8°C

Technology I-Action

Coating BLUE-FIN

Warm start

ENERGY EFFICIENCY



Energy Efficiency

Generation 6

CONTROLS AND ACCESSORIES (OPTIONAL)



Wired Controller
XK76



Wired Controller
CE50-24/E



Wired Controller
CE52-24/F



Detection Control Board MK010

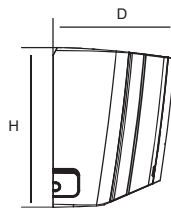
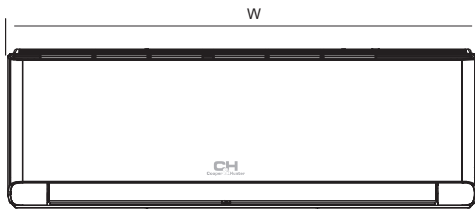
MODEL			CH-S09FTXAL2-***	CH-S12FTXAL2-***	CH-S18FTXAL2-***	CH-S24FTXAL2-***
Capacity	Cooling	kW	2.70 (0.45-3.50)	3.50 (0.70-4.00)	5.30 (1.26-6.60)	7.10 (2.00-8.32)
	Heating	kW	3.00 (0.45-4.20)	3.81 (0.80-4.50)	5.60 (1.12-6.80)	7.80 (2.00-9.20)
Power consumption	Cooling	kW	0.60 (0.09-1.40)	0.88 (0.09-1.40)	1.41 (0.38-2.25)	2.03 (0.40-2.50)
	Heating	kW	0.68 (0.16-1.60)	0.95 (0.18-1.85)	1.33 (0.35-2.50)	2.00 (0.45-3.00)
Energy efficiency	Cooling (SEER*)	kW/kW	9.0 (A+++)	8.5 (A+++)	7.6 (A++)	7.0 (A++)
	Heating (SCOP**)	kW/kW	6.0 (A+++)	5.4 (A+++)	5.7 (A+++)	5.4 (A+++)

* SEER – seasonal coefficient of system cooling capacity.

** SCOP – seasonal coefficient of system heating capacity.

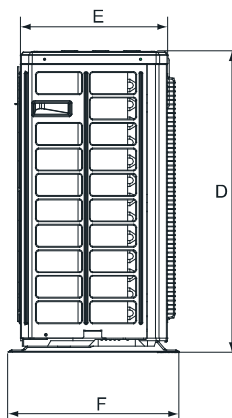
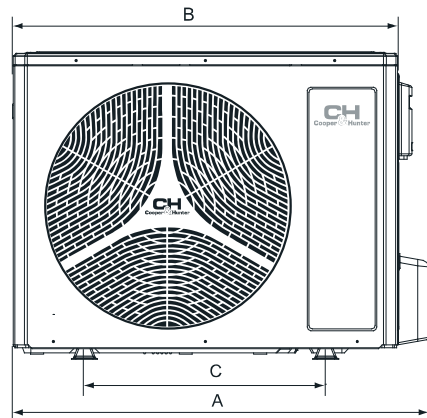
***performance in four different color types: white (WP), silver (SC), gold (GD), full-black (FB).

INDOOR UNIT		CH-S09FTXAL2-***	CH-S12FTXAL2-***	CH-S18FTXAL2-***	CH-S24FTXAL2-***
Air flow volume	m ³ /h	180/390/420/450/490/540/ 590/660	180/390/420/450/490/540/ 590/680	460/520/570/610/680/750/ 850	600/800/850/900/950/ 1000/1100/1250
Sound pressure level	dB (A)	18/22/26/30/34/36/38/41	19/23/29/32/35/37/39/43	30/32/35/37/39/41/45	27/33/36/38/40/41/44/48
Dehumidification	l/h	0.8	1.4	1.8	2.4
Weight	kg	10.5	10.5	13	16



MODEL	W (mm)	H (mm)	D (mm)
CH-S09FTXAL2-***	865	290	210
CH-S12FTXAL2-***	865	290	210
CH-S18FTXAL2-***	996	301	225
CH-S24FTXAL2-***	1101	327	249

OUTDOOR UNIT		CH-S09FTXAL-***	CH-S12FTXAL-***	CH-S18FTXAL-***	CH-S24FTXAL-***
Sound pressure level	dB (A)	50	52	57	59
Compressor type		Rotary			
Refrigerant type		R-32			
Temperature range for cooling	°C	-15 ... +50			
Temperature range for heating	°C	-25 ... +24			
Power supply		~220-240V/50Hz/1 Ph			
Weight	kg	27	29	42	42,5
Refrigerant Charge	kg	0.7	0.80	1	1.5
Liquid pipeline diameter	mm/inch	6.38/1/4"	6.38/1/4"	6.38/1/4"	6.38/1/4"
Gas pipeline diameter	mm/inch	9.53/3/8"	9.53/3/8"	12.7/1/2"	15.88/5/8"
Maximum pipeline level difference	m	10	10	10	10
Pipeline maximum length	m	15	20	25	25



MODEL	A (mm)	B (mm)	C (mm)	D (mm)	E (mm)	F (mm)
CH-S09FTXAL2-***	732	675	455	555	285	330
CH-S12FTXAL2-***	802	745	512	555	300	350
CH-S18FTXAL2-***	958	889	570	660	340	402
CH-S24FTXAL2-***	958	889	570	660	340	402