

Raychem RayGel Plus  
PowerGel filled Cable Joints for single and  
multi-core polymeric cables 0.6/1kV  
Easy to install - reliable in sealing

**Raychem**  
from TE Connectivity

# Raychem RayGel Plus

## PowerGel filled Cable Joints for single and multi-core polymeric cables 0.6/1kV



RayGel Plus joint series

The RayGel Plus joint series is the latest development of our existing field-proven RayGel joints which have been available in the market for many years. With „Plus“ version, electrical installers now have the full range of branching capabilities from 2 x 1.5 mm<sup>2</sup> up to 5 x 16 mm<sup>2</sup> with four different joint types only. It is easier than ever to install cable connections for underground, direct buried, and overhead applications.

### Application:

- Street, garden and pool lighting
- Connection of outdoor equipment like pumps, filters, garage door openers, loudspeakers, door intercom systems, etc.
- Frost protection systems
- Cable trays and cable ducts
- Protection of small electronic boards
- And many more...

### Features and benefits:

- Quick, easy and clean installation
- Reliable protection against humidity and water
- Suitable for outdoor and direct-buried applications (IP 68)
- Full branch capabilities without cutting of main cables
- Optimized joint design with integrated strain relief
- Easy to install, latchable connector blocks
- Qualified to international joint standard CENELEC EN 50393
- Halogen-free and UV-resistant
- Unlimited shelf life
- Environment-friendly and no subject to labeling requirements

### PowerGel sealing gel technology

The RayGel Plus enclosure, with its revolutionary PowerGel sealing gel, covers and seals the joint quickly and easily, saving both time and effort. PowerGel sealing gel is rated to 90°C continuous temperature and is halogen-free with an unlimited shelf life.


The RayGel Plus joint series is yet another of TE Connectivity's field-proven PowerGel filled products for the demanding requirements of the electrical power industry.

### Application range

Four sizes for straight and branch joints are available, ranging from 10 up to 50mm<sup>2</sup> single core- and multi-core cables from 1.5 up to 16mm<sup>2</sup>. For details see Selection Table.

**Enclosure design**

The halogen-free poly-propylene enclosure is designed to house straight and branch connections in one solution only. This helps to minimize the required stock level and serves a wide range of applications. RayGel Plus joints can be snap-closed by hand due to its flexible wave-like gel barriers. A strain relief is integrated within the enclosure and quickly installed with two cable ties. All joints fulfill the requirement of ingress protection class IP68 (push wire connector required for RayGel Plus 0/1 joints)



RayGel Plus 2 joint with connector installed

**Performance tests**

RayGel Plus joints are qualified to CENELEC EN 50393, the European specification for buried applications. This includes a three week heat-cycling test with the joint immersed in one metre depth of water.

**Easy to install**

Closing the rugged RayGel Plus enclosure is literally a snap. Its short length also allows installation in cramped locations. No special tools needed, no rip cords to break, and no trimming, mixing, pouring, or heating required; RayGel Plus can be put into service immediately.

**Kit content**

PowerGel filled enclosure, universal connector block including sliding nut insertion tool and allen key (for RayGel Plus 2/3 joints), tie wraps for a strain relief of the cables and illustrated installation instructions. All joints are available in one piece packaging.

**Universal connector Block for RayGel Plus 2/3 joints**

With the unique universal connector block installation is very straightforward, as the block snaps into the bottom side of the enclosure. A supplementary tool helps to insert the sliding nuts and holds them in place until the connection is finalised.



Universal connector block

**Connector recommendation for RayGel Plus 0/1 joints**





All types which dimensionally fit into the enclosure, such as terminal strips, push-wire connectors, mechanical blocks and C-cripp connectors.



Terminal strips and push-wire connectors



**Raychem RayGel Plus Joints – Selection Table**

| Product                                    | Order Number | Application Range                |                                    | Dimensions<br>LxWxH (mm) | Connector Size<br>max. LxWxH (mm) | Kit Content  |
|--|--------------|----------------------------------|------------------------------------|--------------------------|-----------------------------------|--|
|  |              | Main Cable<br>(mm <sup>2</sup> ) | Branch Cable<br>(mm <sup>2</sup> ) |                          |                                   |  |
| <b>Without Connector</b>                   |              |                                  |                                    |                          |                                   |  |
| RayGel Plus 0                              | CH6879-000   | 2-3 x 1.5-2.5<br>(1 x 10-50)     | 2-3 x 1.5<br>(1x 10-16)            | 100 x 37 x 24            | 26 x 24 x 16                      |   |
| RayGel Plus 1                              | CH6880-000   | 3-5 x 1.5-2.5<br>(1 x 10-50)     | 3-5 x 1.5<br>(1 x 10-16)           | 139 x 51 x 24            | 26 x 38 x 16                      |   |
| <b>Including Universal Connector Block</b> |              |                                  |                                    |                          |                                   |  |
| RayGel Plus 2                              | CH6881-000   | 3-5 x 1.5-6                      | 3-5 x 1.5-6                        | 233 x 78 x 40            | included                          |   |
| RayGel Plus 3                              | CH6882-000   | 3-5 x 6-16                       | 3-5 x 6-16                         | 313 x 90 x 47            | included                          |  |

While TE Connectivity (TE) has made every reasonable effort to ensure the accuracy of the information in this catalog, TE does not guarantee that it is error-free, nor does TE make any other representation, warranty or guarantee that the information is accurate, correct, reliable or current. TE reserves the right to make any adjustments to the information contained herein at any time without notice. TE expressly disclaims all implied warranties regarding the information contained herein, including, but not limited to, any implied warranties of merchantability or fitness for a particular purpose. The dimensions in this catalog are for reference purposes only and are subject to change without notice. Specifications are subject to change without notice. Consult TE for the latest dimensions and design specifications. Raychem, TE Connectivity and TE Connectivity (logo) are trademarks.

**TE Energy – innovative and economical solutions for the electrical power industry: cable accessories, connectors & fittings, insulators & insulation, surge arresters, switching equipment, street lighting, power measurement and control.**

Tyco Electronics Raychem GmbH  
 a TE Connectivity Ltd. Company  
 TE Energy  
 Finsinger Feld 1  
 85521 Ottobrunn/Munich, Germany

Phone: +49-89-6089-0  
 Fax: +49-89-6096345

energy.te.com

