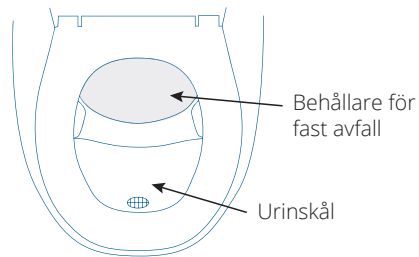
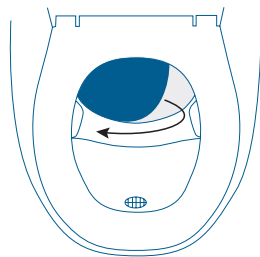
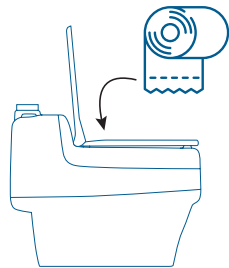


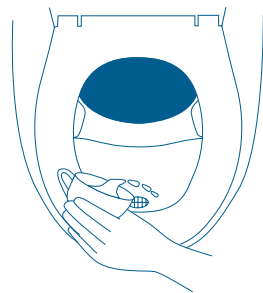
Sitt alltid ner på toaletten.  
Sitt lite längre bak än vanligt så att urin och fast avfall separeras.



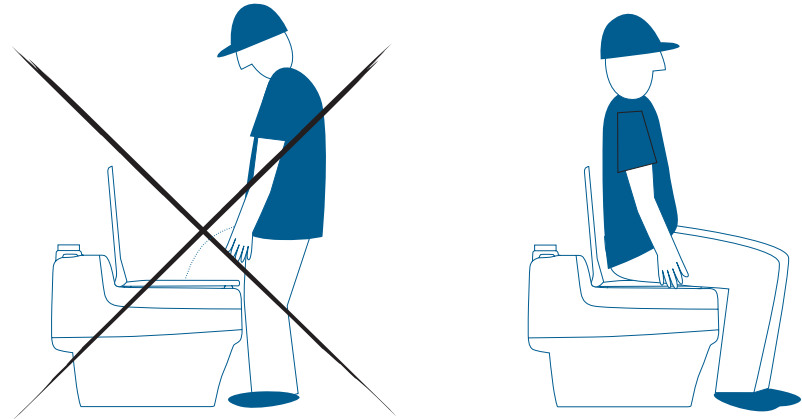
När du sätter dig ner svänger insynsskyddet undan.



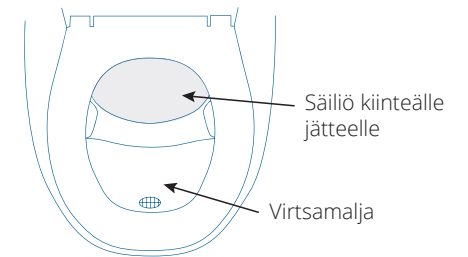
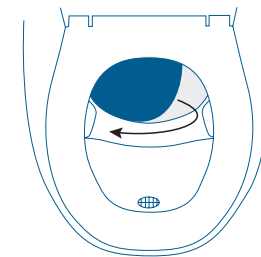
Toalettpappret slängs i samma fack som det fasta avfallet.



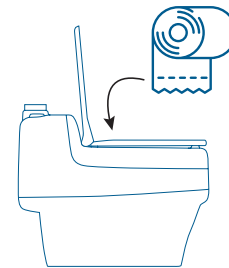
När du är färdig håller du en kopp med vatten i urinskålen.



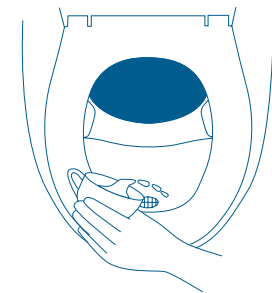
Istu aina alas käymälällä asioidessasi!  
Istu hieman normaalia taemmas, jotta virtsa ja kiinteä jäte erottuvat oikein.



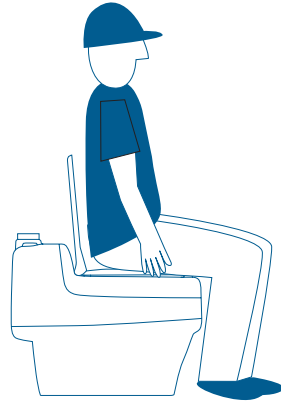
Istuutuessasi käymälälle siirtyä näkösuoja sivuun.



WC-paperi laitetaan kiinteän jätteen säiliöön.

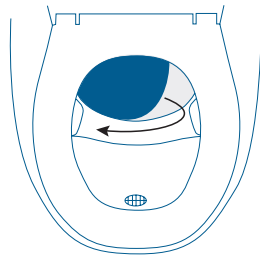


Kaada asiointin päätteeksi virtsamaljaan kupillinen vettä.

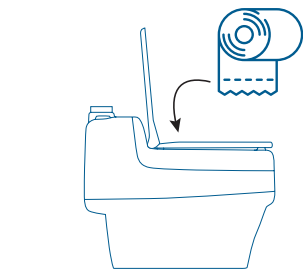
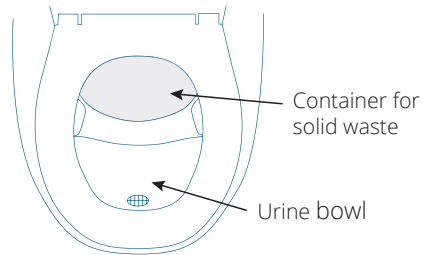


Always sit down on the toilet.

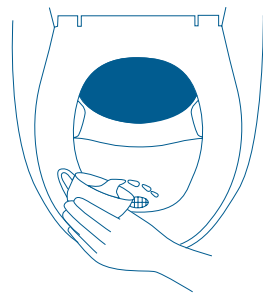
*Sit a little further back than usual so that urine and solid waste gets separated.*



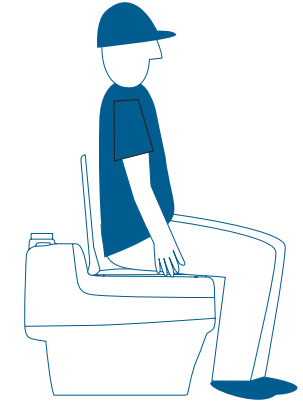
When you sit down, the privacy flap turns away.



The toilet paper goes in the same container as the solid waste.

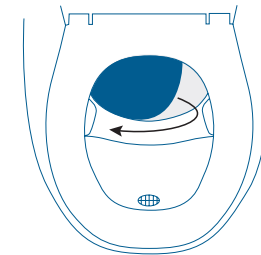


When you are finished, pour a cup of water in to the urine bowl.

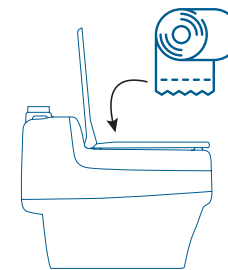
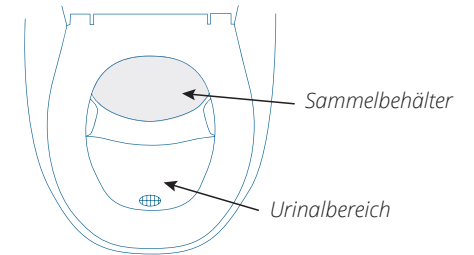


Ausschließlich im Sitzen benutzen!

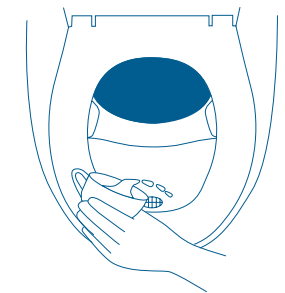
*Ggf. etwas mehr nach hinten positionieren als gewohnt, damit die Trennung der Ausscheidungen wie vorgesehen funktioniert.*



Die blaue Sichtschutzklappe öffnet sich, sobald man sich setzt.



Toilettenpapier kann einfach mit in den Sammelbehälter gegeben werden - keinesfalls in dem vorderen Urinalbereich zurücklassen.



Zur gelegentlichen Reinigung des Urinablaufs genügt ein Becher Wasser.